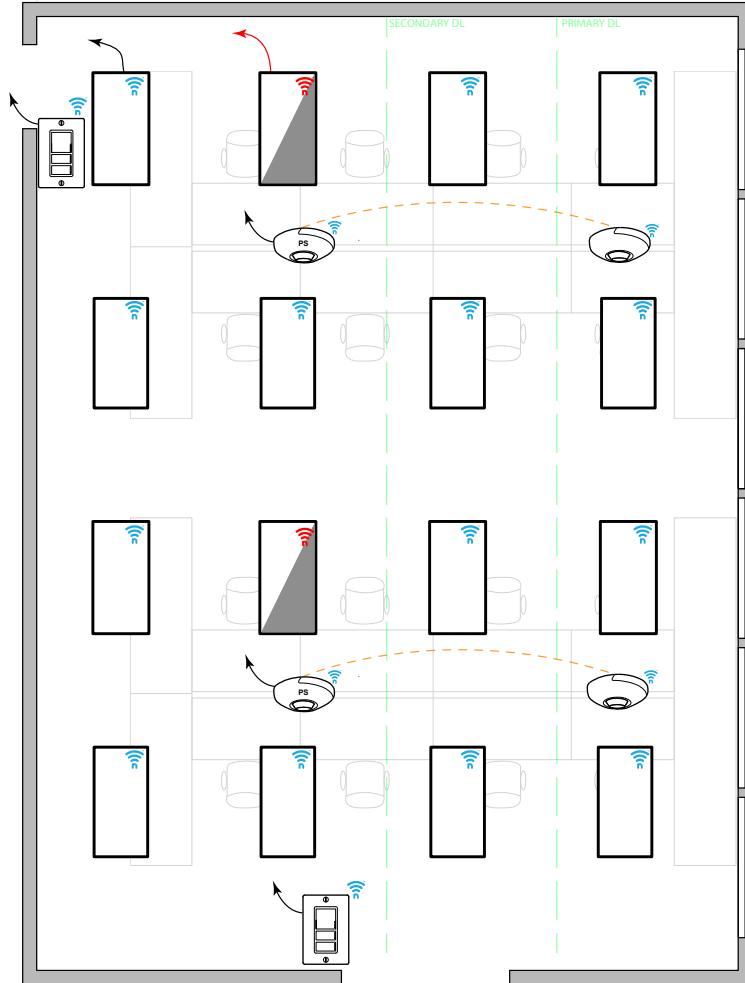


OPEN OFFICE WITH NLIGHT AIR ENABLED FIXTURES AND POWERED DEVICES



SEQUENCE OF OPERATION

LIGHT

- ALL FIXTURES ARE NLIGHT AIR ENABLED.
- PROVIDE UNSWITCHED HOT TO ALL LUMINAIRES.

OCCUPANCY

- LIGHTS SHALL AUTOMATICALLY TURN OFF WHEN UNOCCUPIED

DAYLIGHT

- DAYLIGHT SENSOR IN PRIMARY DAYLIGHT ZONE TO CONTROL BOTH PRIMARY AND SECONDARY DAYLIGHT ZONE (IF APPLICABLE).
- EXEMPT IF GENERAL LIGHTING LOAD IN EITHER PRIMARY OR SECONDARY DAYLIGHT ZONE IS LESS THAN 120W

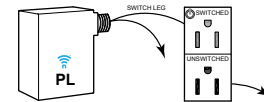
MANUAL

- SINGLE POLE DIMMING SWITCH
- ON/OFF/RAISE/LOWER

TIME CLOCK (ADDITIONAL OPTIONS)

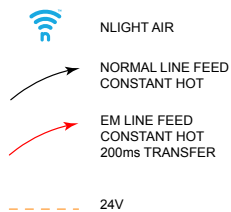
- ROOM CAN BE CONNECTED TO NLIGHT BACKBONE TO ENABLE NETWORK CONTROL OR AUTOMATIC DEMAND RESPONSE
- OCCUPANCY SENSORS CAN BE ENABLED OR DISABLED BASED ON TIME SCHEDULE.
- FOR NETWORK OPTIONS, SEE NLIGHT BACKBONE DIAGRAM.

PLUG LOAD CONTROL DIAGRAM



(REQUIRED FOR NEW POWER DISTRIBUTION)

DIAGRAM LEGEND



BILL OF MATERIAL

QTY	PRODUCT #	DESCRIPTION
-	RPP20-24V-EFP-G2	ON/OFF 20 AMPS POWER PACK. 24V OUTPUT TERMINALS.
2	RCMS-PDT-9-G2	CEILING MOUNTED OCCUPANCY + PHOTO SENSOR. PHOTO SENSOR IS DUAL ZONE TYPE.
2	RCMS-PS-150-PDT-9-G2	CEILING MOUNTED OCCUPANCY + PHOTO SENSOR. INCLUDES POWER SUPPLY PS 150 (NOT SHOWN). PHOTO SENSOR IS DUAL ZONE TYPE.
2	RPODL-DX-G2	SINGLE GANG, ONE ZONE DIMMING SWITCH (ON/OFF/RAISE/LOWER) LINE VOLTAGE
14	-	NLIGHT AIR ENABLED FIXTURE
2	-	NLIGHT AIR ENABLED FIXTURES WITH EM CONSTANT HOT ON INVERTER/GENERATOR

SUPPORTS THE FOLLOWING REQUIREMENTS

- ✓ FULL AUTO-OFF VIA OCCUPANCY SENSOR (SECTION 130.1c)
- ✓ LOCAL SWITCH (SECTION 130.1a)
- ✓ MULTI-LEVEL/ DIMMING CONTROL (SECTION 130.1b)
- ✓ AUTOMATIC DEMAND RESPONSE (ADR) READY (SECTION 130.1e)
- ✓ DAYLIGHT HARVESTING (SECTION 130.1d)
- ✓ PLUG-LOAD CONTROL (SECTION 130.5d)