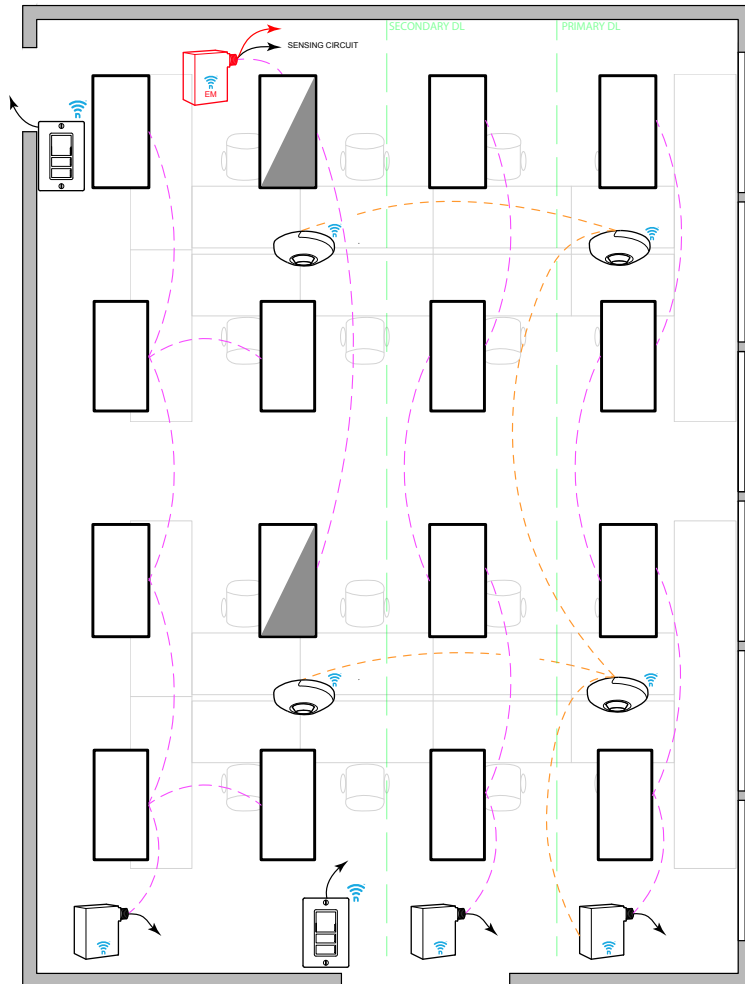


## OPEN OFFICE WITH 0-10V FIXTURES WITH POWERED DEVICES



### SEQUENCE OF OPERATION

#### LIGHT

- ALL FIXTURES ARE 0-10V DIMMING.
- PROVIDE SWITCH LEG FROM RELAY TO ALL LUMINAIRES.

#### OCCUPANCY

- LIGHTS SHALL AUTOMATICALLY TURN OFF WHEN UNOCCUPIED

#### DAYLIGHT

- DAYLIGHT SENSOR IN PRIMARY DAYLIGHT ZONE TO CONTROL BOTH PRIMARY AND SECONDARY DAYLIGHT ZONE (IF APPLICABLE).
- EXEMPT IF GENERAL LIGHTING LOAD IN EITHER PRIMARY OR SECONDARY DAYLIGHT ZONE IS LESS THAN 120W

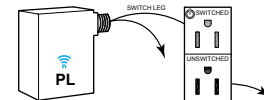
#### MANUAL

- SINGLE POLE DIMMING SWITCH
- ON/OFF/RAISE/LOWER

#### TIME CLOCK (ADDITIONAL OPTIONS)

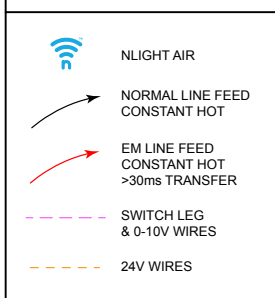
- ROOM CAN BE CONNECTED TO NLIGHT BACKBONE TO ENABLE NETWORK CONTROL OR AUTOMATIC DEMAND RESPONSE
- OCCUPANCY SENSORS CAN BE ENABLED OR DISABLED BASED ON TIME SCHEDULE.
- FOR NETWORK OPTIONS, SEE NLIGHT BACKBONE DIAGRAM.

### PLUG LOAD CONTROL DIAGRAM



(REQUIRED FOR NEW POWER DISTRIBUTION)

### DIAGRAM LEGEND



### BILL OF MATERIAL

QTY	PRODUCT #	DESCRIPTION
-	<b>RPP20-24V-EFP-G2</b>	ON/OFF 20 AMP POWER PACK. 24V OUTPUT TERMINALS.
3	<b>RPP20-D-24V-EFP-G2</b>	0-10V 20 AMP POWER PACK. 24V OUTPUT TERMINALS.
1	<b>RPP20-D-24V-EM-EFP-G2</b>	0-10V 20 AMP 90 MIN. EM POWER PACK. 24V OUTPUT TERMINALS. > 30ms TRANSFER ALT. RPP20-D-24V-ER-G2 (SHUNTING)
4	<b>RCMS-PDT-9-G2</b>	CEILING MOUNTED OCCUPANCY + PHOTO SENSOR. PHOTO SENSOR IS DUAL ZONE TYPE.
2	<b>RPODL-DX-G2</b>	SINGLE GANG, ONE ZONE DIMMING SWITCH (ON/OFF/RAISE/LOWER) LINE VOLTAGE

### SUPPORTS THE FOLLOWING REQUIREMENTS

- FULL AUTO-OFF VIA OCCUPANCY SENSOR (SECTION 130.1c)
- LOCAL SWITCH (SECTION 130.1a)
- MULTI-LEVEL/ DIMMING CONTROL (SECTION 130.1b)
- AUTOMATIC DEMAND RESPONSE (ADR) READY (SECTION 130.1e)
- DAYLIGHT HARVESTING (SECTION 130.1d)
- PLUG-LOAD CONTROL (SECTION 130.5d)